



STATE CANVASSING BOARD CERTIFICATE 2020 PRESIDENTIAL NOMINATION PRIMARY

On March 10, 2020 the undersigned legally constituted State Canvassing Board (Hereinafter "Board") canvassed the certified copies of the County Canvassing Board Reports received from the County Auditors which report the votes cast at the March 3, 2020 Minnesota Presidential Nomination Primary for candidates of the Democratic-Farmer-Labor Party and for candidates of the Republican Party, as required by Minnesota Statutes section 207A.12.

We have specified in the following report the names of persons reported as receiving votes and the number received by each in the several counties in which they were cast. Based on this report, the Board certifies that the vote totals for each of the candidates and for the uncommitted choice for the 2020 Democratic-Farmer-Labor Party as listed in this State Canvassing Board Report are the official results of the Democratic-Farmer-Labor Party Presidential Nomination Primary. Also based on this Report, the Board certifies that the vote totals for each candidate of the Republican Party and write-ins as listed in this State Canvassing Board Report are the official results of the 2020 Republican Presidential Nomination Primary.

The following are the vote totals for each candidate statewide and by congressional district:

203129

Statewide:

Democratic-Farmer-Labor Party

<u>Candidate</u>	<u>Totals</u>	<u>Percentage</u>
Joseph Biden	287,553	38.64%
Bernie Sanders	222,431	29.89%
Elizabeth Warren	114,674	15.41%
Michael R. Bloomberg	61,882	8.32%
Amy Klobuchar	41,530	5.58%
Pete Buttigieg	7,616	1.02%
Uncommitted	2,612	0.35%
Tulsi Gabbard	2,504	0.34%
Andrew Yang	1,749	0.24%
Tom Steyer	551	0.07%
Michael Bennet	315	0.04%
Marianne Williamson	226	0.03%
Cory Booker	197	0.03%
John K. Delaney	172	0.02%
Julián Castro	114	0.02%
Deval Patrick	72	0.01%

Republican Party

<u>Candidate</u>	<u>Totals</u>	<u>Percentage</u>
Donald J. Trump	137,275	97.67%
William (Bill) Weld	443	.01%
Rocky De La Fuente	16	.01%
Write-In	2,821	2.33%

By Congressional District:

Democratic-Farmer-Labor Party

<u>Candidate</u>	<u>First</u>	<u>%</u>	<u>Second</u>	<u>%</u>	<u>Third</u>	<u>%</u>	<u>Fourth</u>	<u>%</u>	<u>Fifth</u>	<u>%</u>	<u>Sixth</u>	<u>%</u>	<u>Seventh</u>	<u>%</u>	<u>Eighth</u>	<u>%</u>
Joseph Biden	26,284	41.65	38,029	43.76	49,346	45.56	46,329	35.71	52,293	28.82	24,775	44.61	19,181	42.35	31,316	42.41
Bernie Sanders	17,336	27.47	23,995	27.61	26,246	24.23	40,551	31.26	69,427	38.26	15,496	27.90	10,068	22.23	19,312	26.15
Elizabeth Warren	7,061	11.19	11,371	13.08	13,701	12.65	25,075	19.33	40,601	22.37	6,083	10.95	3,773	8.33	7,009	9.49
Michael R. Bloomberg	5,710	9.05	7,772	8.94	11,067	10.22	9,291	7.16	10,022	5.52	5,414	9.75	4,499	9.93	8,107	10.98
Amy Klobuchar	4,947	7.84	4,079	4.69	5,929	5.47	5,967	4.60	6,013	3.31	2,665	4.80	6,001	13.25	5,929	8.03
Pete Buttigieg	796	1.26	797	0.92	1,064	0.98	1,171	0.90	1,616	0.89	450	0.81	759	1.68	963	1.30
Uncommitted	338	0.54	246	0.28	239	0.22	283	0.22	343	0.19	175	0.32	469	1.04	519	0.70
Tulsi Gabbard	259	0.41	305	0.35	339	0.31	374	0.29	465	0.26	227	0.41	227	0.50	308	0.42
Andrew Yang	170	0.27	164	0.19	223	0.21	434	0.33	355	0.20	142	0.26	124	0.27	137	0.19
Tom Steyer	77	0.12	50	0.06	68	0.06	71	0.05	74	0.04	36	0.06	70	0.15	105	0.14
Michael Bennet	41	0.06	23	0.03	23	0.02	51	0.04	68	0.04	34	0.06	34	0.06	41	0.06
Marianne Williamson	24	0.04	21	0.02	25	0.02	34	0.03	50	0.03	13	0.02	25	0.06	34	0.05
Cory Booker	24	0.04	20	0.02	12	0.01	41	0.03	55	0.03	8	0.01	20	0.04	17	0.02
John K. Delaney	22	0.03	14	0.02	4	0.00	33	0.03	45	0.02	10	0.02	22	0.05	22	0.03
Julián Castro	18	0.03	16	0.02	6	0.01	14	0.01	27	0.01	8	0.01	10	0.02	15	0.02
Deval Patrick	5	0.01	4	0.00	7	0.01	14	0.01	12	0.01	6	0.01	10	0.02	14	0.02

Republican Party


<u>Candidate</u>	<u>First</u>	<u>%</u>	<u>Second</u>	<u>%</u>	<u>Third</u>	<u>%</u>	<u>Fourth</u>	<u>%</u>	<u>Fifth</u>	<u>%</u>	<u>Sixth</u>	<u>%</u>	<u>Seventh</u>	<u>%</u>	<u>Eighth</u>	<u>%</u>
Donald J. Trump	20,669	98.05	14,844	97.25	13,622	96.51	9,291	95.10	6,386	93.73	17,898	98.17	27,785	98.75	26,780	98.66
William (Bill) Weld	37	0.18	49	0.32	77	0.55	79	0.81	77	1.13	43	0.24	51	0.18	30	0.11
Rocky De La Fuente	5	0.02	0	0.00	2	0.01	5	0.05	3	0.04	1	0.01	0	0.00	0	0.00
Write-In	369	1.75	370	2.42	414	2.93	395	4.04	347	5.09	289	1.55	302	1.07	365	1.23




Steve Simon
Secretary of State




Associate Justice Natalie E. Hudson
Minnesota Supreme Court



Associate Justice Margaret H. Chutich
Minnesota Supreme Court



Judge Bruce D. Manning
Fourth Judicial District Court



Judge Christian M. Sande
Fourth Judicial District Court